

Simplify, Standardize, and Save

Why volume licensing of Adobe® Creative Suite® makes sense



Risks of departmental purchasing

Reduced productivity

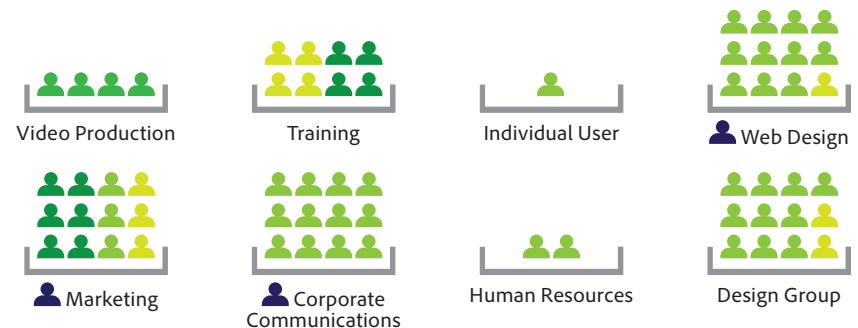
- Purchase transactions are independent and sporadic
- Workflow problems are more common across multiple versions

Higher software costs

- Per-transaction cost is higher
- No volume discounts are available

Higher support costs

- Software is difficult to centrally support and deploy
- Licenses are more difficult to manage
- Compliance risk is higher



See key at page bottom.*

Benefits of volume licensing

Standardize on a single version

- All creative users get the latest edition of Creative Suite
- Organization stays current with state-of-the-art tools for new media and devices
- Teams work seamlessly on the same version and file formats

Consolidate purchasing

- Transactions occur every two years (with upgrade plan)
- Volume discounts provide the best available pricing

Simplify management

- Deployment is managed centrally
- Serial numbers and licence management are simplified
- Compliance risk is minimized



See key at page bottom.*

*Key

CS6 Master Collection users CS6 Design & Web Premium users CS6 Production Premium users CS6 Design Standard users Group Managers IT, Procurement



IT checklist for consolidating Creative Suite purchases

Step 1: Take a full inventory

Request a report of all Adobe products registered for your organization. Be sure to uncover all the products purchased individually.

Step 1 notes: _____

Step 2: Centralize and consolidate purchasing/budgets

Inform your stakeholders that you are centralizing the purchasing of Adobe products.

Step 2 notes: _____

Step 3: License Creative Suite editions to move to one serial number per edition

Notify creative users that you will be providing them with the Creative Suite edition that contains all the individual products they use.

Step 3 notes: _____

Step 4: Add upgrade and support plan


Ensure users are always on the latest version by adding the Adobe Upgrade Plan. Consider a Creative Suite support plan to further streamline support activities.

Step 4 notes: _____

Step 5: Deploy the latest version of Creative Suite across the organization

Deploy with enterprise deployment tools from Adobe. For more information, go to <http://www.adobe.com/products/creativesuite/it.html>.

Step 5 notes: _____



Adobe, the Adobe logo, and Creative Suite are either registered trademarks or trademarks of Adobe Systems Incorporated in the United States and/or other countries.

© 2012 Adobe Systems Incorporated. All rights reserved.

91066673 3/12

Adobe Sales Representative:

Name: _____

Phone: _____

Email: _____



Adobe® Creative Suite® 6 Master Collection

Design without limits



Creative Suite 6 Master Collection components:

- Adobe Photoshop CS6 Extended
- Adobe Illustrator CS6
- Adobe InDesign CS6
- Adobe Acrobat® X Pro
- Adobe Flash® Professional CS6
- Adobe Flash Builder® 4.6 Premium
- Adobe Dreamweaver CS6
- Adobe Fireworks® CS6
- Adobe Premiere Pro CS6
- Adobe After Effects CS6
- Adobe Audition® CS6
- Adobe SpeedGrade™ CS6
- Adobe Prelude CS6
- Adobe Encore® CS6

Additional components:

- Adobe Bridge CS6
- mocha for After Effects CS6*
- Adobe Story CS6
- Adobe Dynamic Link
- Adobe Media Encoder CS6

* English user interface only.

What's new in CS6

Adobe Creative Suite 6 Master Collection software delivers unprecedented performance with blazing-fast 64-bit native support and GPU acceleration. Retouch images with astonishing ease using new Content-Aware tools; build robust, adaptive, HTML5- and CSS3-based designs; seamlessly manage content across multiple layouts; and freely edit video in native formats.

New dimensions in digital imaging—Intuitively create stunning 3D artwork and vibrant videos. Edit images with exceptional precision. And design anything you can imagine—at amazing speed—with Adobe Photoshop® CS6 Extended.

Vector graphics that work across media—Create compelling graphics with Adobe Illustrator® CS6, the industry standard for vector drawing. Express your vision with shapes, color, effects, and typography—driven by the new Adobe Mercury Performance System so you can make fast work of your most complex creations.

Standards-based web authoring—Create compelling websites and apps for smartphones, tablets, and desktop computers with Adobe Dreamweaver® CS6. Quickly build adaptive designs by using fluid grid layout, review your work with Multiscreen Preview, and use support for jQuery Mobile and Adobe PhoneGap™ frameworks to streamline development of mobile apps.

Professional layouts for print and digital publishing—Create elegant and engaging pages with Adobe InDesign® CS6. Whether you're preparing documents for print, online, or tablet devices, you have pixel-perfect control over design and typography. Easily adapt page layouts to look great on any printed page or screen size.

Efficient, fluid video editing—Edit your way with Adobe Premiere® Pro CS6, the ultimate cross-platform video editing software. Edit low-resolution to 5K and higher resolution footage without transcoding. Get stunning 64-bit performance, highly intuitive workflows, and timesaving Adobe integration as you deliver video for any screen.

Groundbreaking motion graphics and visual effects—Deliver cinematic visual effects and motion graphics with industry-standard Adobe After Effects® CS6. Work fast with Global Performance Cache. Extend your creativity with a 3D camera tracker, extruded text and shapes, and more.

Still using Creative Suite 5 Master Collection?

What's new since CS5

Work at the speed of your imagination with features added since CS5 Master Collection. These new features and many more enable you to work fluidly on your most complex projects with tools optimized for speed and performance.

| | |
|---|---|
| Content-Aware image retouching tools | Retouch images with stunning results in Photoshop Extended. Use the Remix tool to move a selection with auto-recompose and blend. Content-Aware Patch lets you control patch samples. |
| Mercury Performance System | Work with precision, speed, and rock-solid stability on large, complex files due to native 64-bit support on Mac OS and Windows® with RAM and overall performance optimization in Illustrator CS6. |
| Fluid grid layout for mobile devices | Design and develop confidently for mobile devices with advanced tools in Dreamweaver CS6, including CSS3-based layouts that scale responsively to all screen sizes and form factors. |
| Global Performance Cache | Create more in less time with unprecedented 64-bit performance. This revolution "under the hood" makes After Effects CS6 fast and responsive by taking full advantage of the power in your computer's hardware. |
| Adobe Mercury Graphics Engine | Experience blazing-fast interactions when using Liquify, Puppet Warp, Crop, Transform, and Lighting Effects in Photoshop CS6 Extended. Work with unprecedented speed and responsiveness. |

Still using Creative Suite 4 Master Collection?

What's new since CS4

Discover great features added since CS4 Master Collection, including all the new features described above. Realistic painting effects enable extraordinary creativity, interactive documents and mobile device support take your ideas to new audiences, and the Adobe Mercury Playback Engine boosts video editing performance like never before.

| | |
|--|--|
| Extraordinary image editing | Use the Mixer Brush and Bristle Tips in Photoshop CS6 Extended to explore lifelike, naturally textured painting. Add dimension to your imagery with 3D extrusions using Adobe Repoussé technology, and make precise image selections with Truer Edge technology. |
| Interactive documents and presentations | Create memorable documents and presentations with interactivity, motion, sound, and video in InDesign CS6. Enhance layouts with rich media using motion presets and support for FLV and MP3 audio file import to engage your audiences. |
| Puppet Warp | Precisely reposition or warp any image element in Photoshop CS6 Extended to create a more visually appealing image. Swing a raised arm to a person's side in a photo, stretch text to create new effects, and more. |



Adobe

Adobe Systems Incorporated
345 Park Avenue
San Jose, CA 95110-2704
USA
www.adobe.com

Adobe, the Adobe logo, Acrobat, Adobe Audition, Adobe Premiere, After Effects, Creative Suite, Dreamweaver, Encore, Fireworks, Flash, Flash Builder, Illustrator, InDesign, PhoneGap, Photoshop, and SpeedGrade are either registered trademarks or trademarks of Adobe Systems Incorporated in the United States and/or other countries. Mac OS is a trademark of Apple Inc., registered in the U.S. and other countries. Windows is either a registered trademark or a trademark of Microsoft Corporation in the United States and/or other countries. All other trademarks are the property of their respective owners.


© 2012 Adobe Systems Incorporated. All rights reserved.

91065304 3/12



Adobe® Creative Suite® 6 Design & Web Premium

Deliver innovative ideas for print, web, tablets, and smartphones



Creative Suite 6 Design & Web Premium components:

- Adobe Photoshop CS6 Extended
- Adobe Illustrator CS6
- Adobe InDesign CS6
- Adobe Dreamweaver® CS6
- Adobe Flash® Professional CS6
- Adobe Fireworks® CS6
- Adobe Acrobat® X Pro

Additional components:

- Adobe Bridge CS6
- Adobe Media Encoder CS6

What's new in CS6 for design professionals

Adobe® Creative Suite® 6 Design & Web Premium software lets you design efficiently for print and the latest digital media. Work on complex files at lighting speed with 64-bit native versions of Adobe Photoshop® Extended and Illustrator®. Produce publications for iPad and other tablet devices in Adobe InDesign®. Build HTML5/CSS3 websites with adaptive layouts in Adobe Dreamweaver®.

Breakthrough image editing in Adobe Photoshop® Extended—Deliver eye-catching results with the industry standard in digital imaging. Enjoy creative freedom and precise control when refining and compositing images, applying artistic effects, and painting with versatile brush tools.

Video editing in Photoshop Extended—Edit video to include in your digital publishing projects. Quickly combine clips and stills using transitions, audio, and effects such as pan and zoom.

Distinctive vector graphics in Adobe Illustrator®—Create top-quality vector artwork for any project, from logos to illustrations for advertising, packaging, signage, and more. Use precise drawing tools and expressive natural brushes to create graphics that get noticed.

Professional page layout in Adobe InDesign®—Lay out, preflight, and produce stunning page layouts with intuitive design software that offers precise control over typography and built-in tools for creative effects.

Tablet publications in InDesign—Use InDesign to create media-rich publications for iPad and other tablet devices. Add interactive elements such as pan and zoom, slide shows, audio, and video. Upload to Adobe Digital Publishing Suite for distribution!†

World-class websites and applications in Dreamweaver—Design, develop, and maintain HTML5/CSS3 websites and applications. Use built-in design templates and work visually or directly in code. Build e-commerce sites without back-end coding via integration with Adobe Business Catalyst‡

* Photoshop Extended 3D features and some GPU-enabled features are not supported on Windows® XP.

† Adobe Digital Publishing Suite requires a separate license and payment of associated fees. See www.adobe.com/products/digitalpublishingsuite for more information.

‡ Adobe Business Catalyst is available separately.

Still using Creative Suite 5 Design Premium?

What's new since CS5 for design professionals

Enjoy creative freedom and precise control in print and the latest digital media with CS6 Design & Web Premium. Benefit from all the great features above, and more. Create images and graphics at astonishing speeds. Design for iPad and other tablet devices without learning new software. Craft adaptive layouts and build HTML5/CSS3 websites easier than ever.

| | |
|--|--|
| Retouching magic in Photoshop Extended | Retouch images with astonishing ease and precision. Patch images with greater control using Content-Aware Patch, which allows you to choose the sample area Content-Aware will use to magically create your patch. |
| Mercury performance in Illustrator and Photoshop Extended | Deliver your best ideas at lightning speed. Work with large, complex files and apply creative effects such as blurs, glows, and drop shadows without missing a beat thanks to new Adobe Mercury performance. |
| Easy pattern creation in Illustrator | Easily create seamlessly tiled vector patterns. Experiment freely with repeating patterns that can be edited at any time. |
| Multiple layout versions in one InDesign file | Efficiently manage multiple layouts based on a single set of content. Use Alternate Layout to create multiple versions in one document. Use Liquid Layout to automate layout resizing based on page size. |
| Adaptive web layouts in Dreamweaver | Use fluid grid layout to define styles and rules for adaptive web layouts that scale and look great on screens of virtually any size. It's now easier to design complex layouts without drowning in code. |

Still using Creative Suite 4 Design Premium?

What's new since CS4 for design professionals

Upgrading to CS6 Design & Web Premium will give you access to all the features above, plus more. Here are just a few great features introduced since CS4.

| | |
|--|--|
| Content-Aware Fill in Photoshop Extended | Remove any image detail or object and watch as Content-Aware Fill magically fills in the space left behind. Match lighting, tone, and noise so it looks as if the removed content never existed. |
| Puppet Warp in Photoshop Extended | Precisely warp or stretch graphics, text, or image elements to create unique new looks for your designs. |
| Beautiful strokes in Illustrator | Dynamically create and edit strokes with infinitely adjustable widths, precisely position and scale arrowheads and dashes, and finely control the scaling of art brushes along a path. |
| Gap tool in InDesign | Quickly adjust the size of a gap between two or more items. The Gap tool is a one-step way to adjust your layout by directly manipulating the white space. |
| Paragraphs that span or split columns in InDesign | Quickly create text that spans or splits into multiple columns in just a few easy steps. |



Adobe

Adobe Systems Incorporated
345 Park Avenue
San Jose, CA 95110-2704
USA
www.adobe.com

Adobe, the Adobe logo, Acrobat, Creative Suite, Dreamweaver, Fireworks, Flash, Illustrator, InDesign, and Photoshop are either registered trademarks or trademarks of Adobe Systems Incorporated in the United States and/or other countries. Windows is either a registered trademark or a trademark of Microsoft Corporation in the United States and/or other countries. All other trademarks are the property of their respective owners.

© 2012 Adobe Systems Incorporated. All rights reserved.

91065310 3/12



Adobe® Creative Suite® 6 Production Premium

Create, your way



Creative Suite 6 Production Premium components:

- Adobe Premiere Pro CS6
- Adobe After Effects CS6
- Adobe Photoshop CS6 Extended
- Adobe Audition CS6
- Adobe SpeedGrade CS6
- Adobe Prelude CS6
- Adobe Illustrator CS6
- Adobe Encore CS6
- Adobe Flash® Professional CS6

Additional components:

- Adobe Dynamic Link
- Adobe Media Encoder CS6
- mocha for After Effects CS6*
- Adobe Story CS6
- Adobe Bridge CS6

* English user interface only.

What's new in CS6

Edit more fluidly with a streamlined user interface in Adobe Premiere® Pro CS6—the hub of your professional video workflow. Freely iterate on your creative ideas with the new Content-Aware tools in Photoshop or by leveraging new 3D advancements in After Effects®. CS6 Production Premium also introduces new tools that solve common post-production challenges: Adobe Prelude, a logging and ingest tool, and Adobe SpeedGrade, a forward-looking approach to color grading.

Sleek Adobe Premiere Pro user interface—See more of your video and less clutter, thanks to an efficient, highly intuitive interface featuring customizable Project panel views, transport controls, Audio Meter panel, and track headers. Play clips directly in the Media Browser.

Global Performance Cache in After Effects—Create more in less time. After Effects intelligently optimizes and preserves your previews by taking full advantage of the 64-bit power in your computer's hardware. Now you can beat deadlines instead of waiting for frame updates.

Photoshop imaging magic—Retouch images with new Content-Aware tools. Experience fast performance when working with large files using the new Adobe Mercury Graphics Engine.

Creative tools in After Effects—Track elements in 3D space with depth of field, shadows, and reflections, and apply 3D track points to 2D footage. Extrude fully ray-traced text and shapes natively while adding reflections, environment maps, and more.

SpeedGrade for crafting the perfect look—Manipulate light and color. Broad format support includes RAW, HDR, and stereoscopic. Apply precise HDR grades to source, or import media from Adobe Premiere Pro for more in-depth color grading.

Faster audio editing in Adobe Audition®—Get high-performance and intuitive audio editing. Powerful new tools such as automatic audio alignment, real-time clip stretching, pitch and speed control, and control surface support help you deliver projects faster.

Logging and ingest in Adobe Prelude—Ingest nearly any file-based format and begin logging immediately with searchable temporal markers that flow through post-production, enabling you to work faster and stay organized.

Still using Creative Suite 5 Production Premium?

What's new since CS5

Edit more fluidly with a streamlined user interface in Adobe Premiere Pro CS6, the hub of your post-production workflow. Work faster in After Effects with new 3D text and shapes. Rearrange images using new Content-Aware Move and Patch in Photoshop Extended. Work faster in 64-bit Adobe Audition. Log and ingest in Prelude, and manipulate color in SpeedGrade.

| | |
|--|---|
| Audio-for-video editing in Adobe Audition | Record, edit, mix, master, and sweeten audio. Roundtrip edit with Adobe Premiere Pro, or use OMF and XML to speed up project exchange with Avid Pro Tools and other NLEs. |
| Warp Stabilizer | Smooth a bumpy camera move, or lock a shot automatically. Warp Stabilizer helps remove jitter and compensates for motion-related irregularities. |
| Fast, reliable encoding for multiple devices | Output your work for PCs, smartphones, tablets, and television with Adobe Media Encoder. Use intuitive presets and contextual menus to set up sequences once for multiple formats, and batch encode while you keep editing. |
| Camera Lens Blur and camera property in After Effects | Create soft-focus effects with Camera Lens Blur. Set iris shape, blade curvature, and diffraction fringe characteristics for beautiful bokeh, and use these same settings for fantastic depth-of-field control with the After Effects® 3D camera. |
| Asset intelligence for accelerated post-production | Locate assets and dialogue quickly in Adobe Premiere Pro with integrated support for metadata from Adobe Story. |

Still using Creative Suite 4 Production Premium?

What's new since CS4

Stepping up to CS6 Production Premium lets you catch up on dozens of creativity and production features added in CS5, CS5.5, and CS6 so you can deliver great work faster than ever.

| | |
|--|--|
| Mercury Playback Engine in Adobe Premiere Pro | Get amazing performance from the 64-bit Mercury Playback Engine with optional GPU support. Adobe Premiere Pro CS6 adds support for MacBook Pro OpenCL-based GPUs and NVIDIA® Maximus™ dual-GPU configurations. |
| Native 64-bit operating system support | Work more fluidly on HD and higher resolution projects using all the RAM on your system thanks to native 64-bit operating system support in Adobe After Effects®, Adobe Premiere® Pro, and Adobe Photoshop® Extended. In CS6, SpeedGrade, Illustrator, Encore and Adobe Media Encoder join the native 64-bit lineup. |
| Retouching in Photoshop Extended | Recompose elements with the Remix tool, Content-Aware Patch, and Content-Aware Fill, replacing and moving objects and backgrounds seamlessly. |
| Roto Brush | Isolate moving foreground elements from their backgrounds in fewer steps using the Roto Brush in After Effects, automatically creating transparency around foreground elements. Save hours on typical projects. |



Adobe

Adobe Systems Incorporated
345 Park Avenue
San Jose, CA 95110-2704
USA
www.adobe.com

Adobe, the Adobe logo, After Effects, Adobe Audition, Adobe Premiere, Creative Suite, Encore, Flash, Illustrator, Photoshop, and SpeedGrade are either registered trademarks or trademarks of Adobe Systems Incorporated in the United States and/or other countries. All other trademarks are the property of their respective owners.

© 2012 Adobe Systems Incorporated. All rights reserved.

91065305 3/12



Adobe® Creative Suite® 6 Design Standard

Produce high-impact print designs and digital publications



Creative Suite 6 Design Standard components:

- Adobe Photoshop CS6
- Adobe Illustrator CS6
- Adobe InDesign CS6
- Adobe Acrobat® X Pro

Additional components:

- Adobe Bridge CS6
- Adobe Media Encoder CS6

What's new in CS6

Adobe® Creative Suite® 6 Design Standard software delivers 64-bit-native performance in Adobe Photoshop® and Illustrator® so you can work on large, complex files at lightning speed. In Adobe InDesign®, lay out media-rich publications for iPad and other tablet devices as easily as pages for print, and adapt layouts efficiently for different print specs and screen sizes.

Breakthrough image editing in Photoshop—Deliver eye-catching results with the industry standard in digital imaging. Enjoy creative freedom and precise control when refining and compositing images, applying artistic effects, and painting with versatile brush tools.

Video editing in Photoshop—Edit video in Photoshop to include in your digital publishing projects. Quickly combine clips and stills using transitions, audio, and effects, such as pan and zoom.

Distinctive vector graphics in Illustrator—Create top-quality vector artwork for any project, from logos to illustrations for advertising, packaging, signage, and more. Use precise drawing tools and expressive natural brushes to create graphics that get noticed.

Professional page layout in InDesign—Lay out, preflight, and produce stunning page layouts with intuitive design software that offers precise control over typography and built-in tools for creative effects.

Tablet publications in InDesign—Use InDesign to create media-rich publications for iPad and other tablet devices. Add interactive elements such as pan and zoom, slide shows, audio, and video. Upload to Adobe Digital Publishing Suite* for distribution.

* Adobe Digital Publishing Suite requires a separate license and payment of associated fees. See www.adobe.com/products/digitalpublishingsuite for more information.

Still using Creative Suite 5 Design Standard?

What's new since CS5

CS6 Design Standard lets you express your wildest ideas rapidly. Get all the great features listed here, plus more. Craft eye-catching images and graphics at astonishing speeds, and deliver top-quality print designs faster than ever. Create highly designed eBooks and publications for iPad and other tablet devices as easily as pages for print.

| | |
|---|---|
| Retouching magic in Photoshop | Retouch images with astonishing ease and precision. Use the Content-Aware Move tool to move or extend an object to another image area, and see Photoshop recompose and blend the result. Patch images with greater control using Content-Aware Patch. |
| Mercury Performance in Photoshop and Illustrator | Work blazingly fast—even with the most complex files and effects. Mercury performance in both Photoshop and Illustrator delivers unprecedented speed and responsiveness for a fluid feel as you work. |
| Multiple layout versions in one InDesign file | Efficiently manage multiple layouts based on a single set of content. Use Alternate Layout to create multiple versions in one document. Use Liquid Layout to automate layout resizing based on page size. |
| Content linking across InDesign documents | Link content that appears in multiple InDesign documents so that changes made to parent text or objects are applied automatically to all linked children objects. Save time and avoid hassles when making last-minute changes. |
| Easy pattern creation in Illustrator | Easily create seamlessly tiled vector patterns. Experiment freely with repeating patterns that can be edited at any time. |

Still using Creative Suite 4 Design Standard?

What's new since CS4

If you're still using CS4 Design Standard, upgrading to CS6 lets you catch up on dozens of creativity and production features added in CS6, plus many more since CS4 so you can deliver great work faster than ever.

| | |
|---|--|
| Content-Aware Fill in Photoshop Extended | Remove any image detail or object and watch as Content-Aware Fill magically fills in the space left behind. Match lighting, tone, and noise so it looks as if the removed content never existed. |
| Puppet Warp in Photoshop Extended | Precisely warp or stretch graphics, text, or image elements to create unique new looks for your designs. |
| Beautiful strokes in Illustrator | Dynamically create and edit strokes with infinitely adjustable widths, precisely position and scale arrowheads and dashes, and finely control the scaling of art brushes along a path. |
| Gap tool in InDesign | Quickly adjust the size of a gap between two or more items. The Gap tool is a one-step way to adjust your layout by directly manipulating the white space. |



Adobe

Adobe Systems Incorporated
345 Park Avenue
San Jose, CA 95110-2704
USA
www.adobe.com

Adobe, the Adobe logo, Acrobat, Creative Suite, Illustrator, InDesign, and Photoshop are either registered trademarks or trademarks of Adobe Systems Incorporated in the United States and/or other countries. Mac OS is a trademark of Apple Inc., registered in the U.S. and other countries. Windows is either a registered trademark or a trademark of Microsoft Corporation in the United States and/or other countries. All other trademarks are the property of their respective owners.


© 2012 Adobe Systems Incorporated. All rights reserved.

91065255 3/12



Adobe® Creative Suite® 6 Design & Web Premium

Deliver innovative ideas for print, web, tablets, and smartphones



Creative Suite 6 Design & Web Premium components:

- Adobe Photoshop CS6 Extended
- Adobe Illustrator CS6
- Adobe InDesign® CS6
- Adobe Dreamweaver CS6
- Adobe Flash Professional CS6
- Adobe Fireworks® CS6
- Adobe Acrobat® X Pro

Additional components:

- Adobe Bridge CS6
- Adobe Media Encoder CS6

What's new in CS6 for web professionals

Adobe Creative Suite 6 Design & Web Premium software is the ultimate toolkit for creative freedom. Work on complex files at lightning speed with new performance engines in Adobe Photoshop® Extended and Illustrator®. In Adobe InDesign®, lay out eBooks and publications for iPad and other tablet devices, and easily adapt layouts for different print and screen sizes.* In Adobe Dreamweaver®, craft adaptive layouts, build HTML5/CSS3 websites and applications that look great on any screen. Design efficiently across the full spectrum of today's media.

Adaptive web layouts in Adobe Dreamweaver®—Use fluid grid layout to define styles and rules for adaptive web layouts that scale and look great on screens of virtually any size.

High-performance software—Take advantage of new performance engines in Photoshop Extended and Illustrator. Also experience fast FTP transfers in Dreamweaver.

Retouching magic in Photoshop Extended—Retouch images with astonishing ease and precision. Use the Content-Aware Move tool to move or extend an object to another image area and see Photoshop Extended recompose and blend the result. Patch images with greater control using Content-Aware Patch.

Improved FTP performance in Dreamweaver—Upload site files faster with the reengineered FTP transfer tool.

jQuery and PhoneGap Build updates in Dreamweaver—Build native mobile apps for Android and iOS using integrated mobile frameworks. Includes emulators that work with PhoneGap to simplify working with complex mobile software development kits (SDKs).

CSS transitions in Dreamweaver—Bring pages to life by animating changes to CSS properties as transitions. Maintain precise control as you finesse page elements and create unique effects.

* A Digital Publishing Suite account is required to access certain features and services that integrate with Adobe Digital Publishing Suite.

Still using Creative Suite 5 Web Premium?

What's new since CS5 for web professionals

Benefit from dozens of new features and enhancements in addition to those described above. Enjoy creative freedom and precise control across media with CS6 Design & Web Premium. Efficiently create adaptive layouts for a wide range of screens, build HTML5/CSS3 websites faster, and craft images and graphics at astonishing speeds.

| | |
|--|---|
| Enhanced multiscreen workflows in Dreamweaver | Use fluid grid layout to define styles and rules for adaptive web layouts that scale and look great on screens of virtually any size. Use the Multiscreen Preview panel to visualize rendering for a range of devices in a single panel. |
| Retouching magic in Photoshop Extended | Retouch images with amazing ease and precision. Use the Content-Aware Move tool to move or extend an object to another image area and see Photoshop Extended recompose and blend the result. Patch images with greater control using Content-Aware Patch. |
| CSS3 enhancements in Dreamweaver | Apply CSS3 styles with the CSS panel. Leverage CSS3 code hinting and support for <video> tags in Live View. |
| Wider device support in Flash Professional | Reach audiences with the latest Adobe Flash® Player and Adobe AIR® runtimes and on Android™ and iOS devices. Now also export Flash authored content to HTML. |

Still using Creative Suite 4 Web Premium?

What's new since CS4 for web professionals

Discover just a few of the many new features introduced since CS4 that let you deliver your best work for web and mobile design. Build HTML5/CSS3 websites and apps in Dreamweaver, and efficiently create multiscreen applications in Flash Professional.

| | |
|--|---|
| New Content-Aware Photoshop tools | Experience image-editing magic with Content-Aware Fill, Content-Aware Scaling, and Content-Aware Patch. |
| Multiscreen design in Dreamweaver | Use fluid grid layout, Multiscreen Preview, and a WebKit rendering engine in Live View to easily design web layouts that look great on virtually any screen in any browser. |
| Multiscreen content in Flash Professional | Multi-target project setup, shared assets and libraries, and symbol rasterization and content resize on stage enable smooth multiscreen content creation. |



Adobe

Adobe Systems Incorporated
345 Park Avenue
San Jose, CA 95110-2704
USA
www.adobe.com

Adobe, the Adobe logo, Acrobat, Adobe AIR, AIR, Creative Suite, Dreamweaver, Fireworks, Flash, Illustrator, InDesign, PhoneGap, and Photoshop are either registered trademarks or trademarks of Adobe Systems Incorporated in the United States and/or other countries. Mac OS is a trademark of Apple Inc., registered in the U.S. and other countries. Android is a trademark of Google Inc. All other trademarks are the property of their respective owners.

© 2012 Adobe Systems Incorporated. All rights reserved.

95012636 3/12